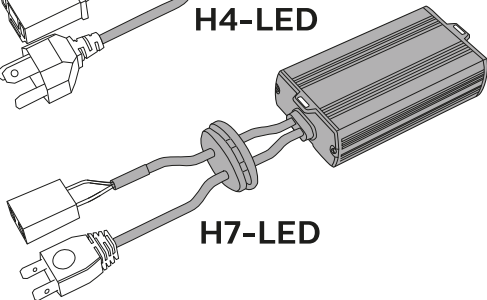
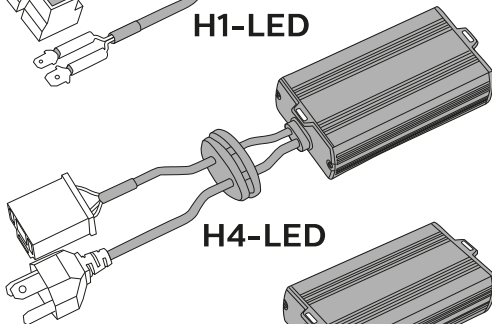
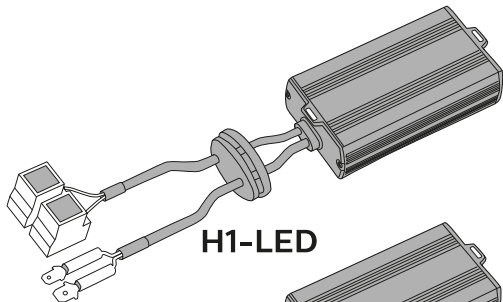




BOSCH



CANbus

H1-LED / H4-LED /
H7-LED

Option 1 (Gummi-Kappe) H4

1



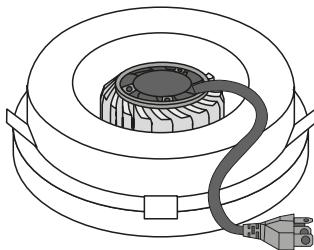
OFF



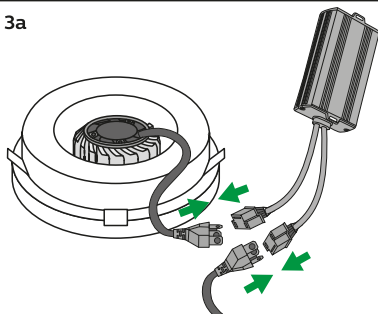
OFF



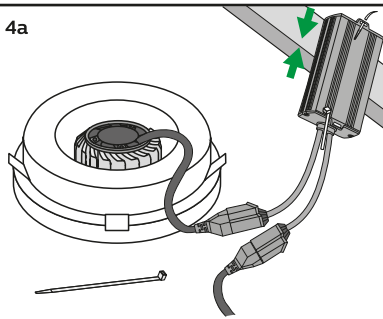
2a



3a

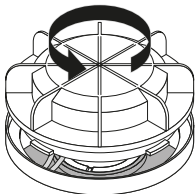


4a

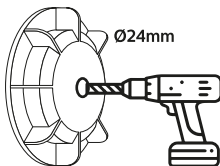


Option 2 (Deckel) H1 / H4 / H7 LED

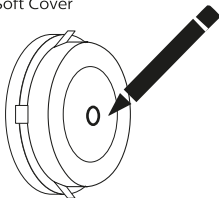
1b



2b – Kunststoff-Deckel
Hard Cover

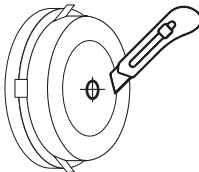


2C – Gummi-Kappe
Soft Cover



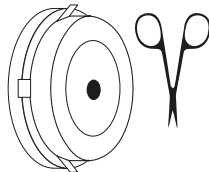
Ø23mm Kreis zeichnen
Draw 23mm circle

2C – Gummi-Kappe
Soft Cover



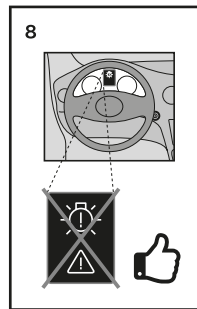
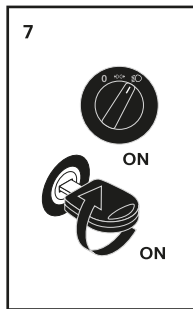
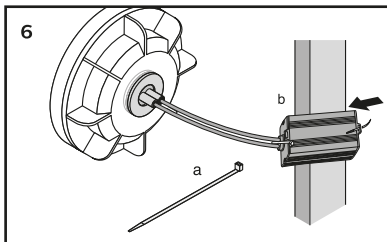
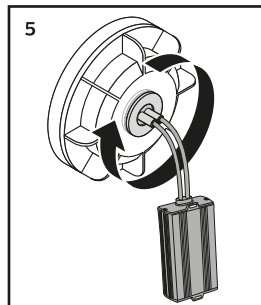
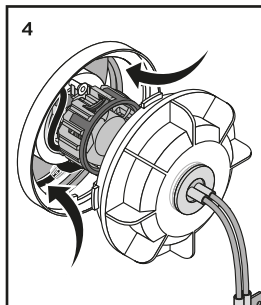
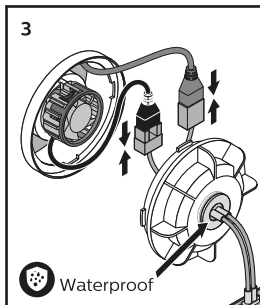
Gummi mit Messer innerhalb
des Kreises einschneiden
Make a cross with knife

2C – Gummi-Kappe
Soft Cover



Ø23mm Kreis mit
Schere ausschneiden
Cut with nail scissors

Option 2 (Deckel) H1 / H4 / H7 LED



In der Regel muss der LED CANbus an einem festen Fahrzeugteil, bevorzugt aus Metall, außerhalb des Scheinwerfers befestigt werden.

Abhängig vom Scheinwerferdesign kann der CANbus auch im Scheinwerfergehäuse eingebaut und fixiert werden.

Bitte beachten Sie: Das Gehäuse des CANbus wird während des Betriebs der Scheinwerferlampe heiß.

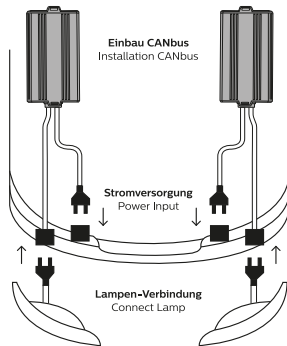
Der CANbus darf nicht an beweglichen oder erhitzten Teilen des Autos befestigt werden. Stellen Sie sicher, dass alle Teile ausreichend befestigt sind und bewegliche Teile, sowie alle Fahrzeugfunktionen, weiterhin ordnungsgemäß funktionieren.

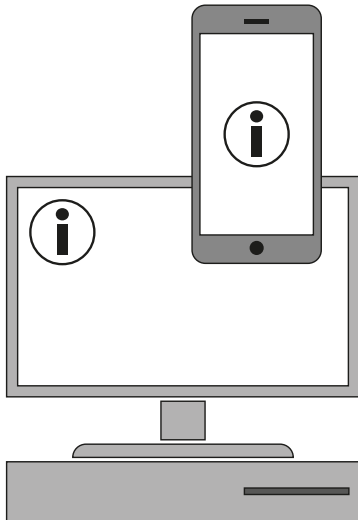
In general, LED CANbus must be attached to a fixed vehicle part, preferably made of metal, outside the headlamp.

Depending on the headlamp construction, the CANbus adapter may be installed and fixed within the headlamp.

Please note: The housing of the the CANbus gets hot during the operation of the headlamp.

The CANbus must not be fixed to any moving or heated parts of the car. Make sure that all parts are fastened sufficiently and that moving parts, as well as all vehicle functions, continue to function properly.





www.boschaftermarket.com

Robert Bosch GmbH

Auf der Breit 4
76227 Karlsruhe
Germany

www.boschaftermarket.com

Bosch is the warrantor of this product

6000184953

3206 604 11521